



THE Wheelhorse

NEWSLETTER OF THE AMERICAN DRIVING SOCIETY

NL 213

Representing Carriage Driving in the United States and Canada

October 2013

In This Issue:

- ADS Annual Meeting1
- Exec. Director’s Message.....2
- Call for BOD Nominations.....2
- Ask the Expert.....3
- New Member Perspective.....4
- ADS Secretary’s Report.....5
- USEF Driving Results.....5
- From Between My Blinders.....6
- Classifieds.....8
- ADS Calendar.....8
- Omnibus Changes.....8

ADS Annual Members Meeting: Building Friendships and Connections

By Maria McGinnis, ADS Staff



Jack Wetzel of Aiken, South Carolina teaches friend Pixie Baxter how to hold the reins of his beautiful Four-in-Hand.

Articles that appear in the Wheelhorse do not necessarily reflect the opinions or position of The American Driving Society, its Board of Directors or staff, nor does publication of said articles constitute an endorsement of the view they may express. Accuracy of all material is the sole responsibility of the authors. Appearance of an advertisement in the Wheelhorse does not constitute an endorsement or recommendation by the American Driving Society of the goods and services therein.

Just a few weeks ago, I had the opportunity to travel to the American Driving Society’s (ADS) Annual Members Meeting in Aiken, South Carolina. As a new ADS employee, this was my first Members Meeting. When our small ADS staff team arrived in Aiken, it was “full speed ahead” to prepare for the meeting and execute months of planning. Like any event, there are always things to change for the next year, but now that I’ve had the chance to settle back into my routine, I can’t help but reflect on a few elements of the meeting that stuck with me.

Continued on page 7

Nominations Sought: ADS Board of Directors

Elaine Kendig, Chair - ADS Nominating Committee

A Message from the Executive Director



As you read this issue of *The Wheelhorse*, fall is upon us. For those of us in the North, the horses are starting to

get their winter coats, and the trees are turning color. With the transitioning seasons, I can't help but reflect on all the ADS events that happen year after year. The ADS staff recently returned from a successful Annual Members Meeting – successful due in large part to the volunteers who gave their time, talents and in many cases funds to support the event.

The ADS could not survive without our volunteer base. They are the often unsung heroes of driving events. Volunteers forgo driving their own horse at a show or clinic to make sure that the event is organized and well-run for attendees. Volunteers take days off from their “real jobs” only to work sun-up to sun-down setting up for an event. They recruit family members, neighbors and friends (horse or not) when there are volunteer shortages – all in the name of having a safe, fun and organized event.

As busy people, it's difficult to juggle work, family and equine activities and training. For most of us, the “horse thing” is a hobby – often requiring sacrifices with free time and funds. As your Executive Director, I want to thank you for your continued support and membership. I have one small request – the next time you are asked to volunteer, please say “yes”. Even if it's for a few short hours, your time matters. If you cannot give time, please offer something – no matter how small. Volunteers are the lifeblood of the ADS and the key to keeping this great Society sustainable. Thank you in advance for volunteering at your local ADS activities!

— Susie

It's time to begin assembling a slate for Officers and Directors who will serve a two-year term between January 1, 2015 and December 31, 2016. These slates are scheduled to be published by July 1, 2014 and will be voted upon during the 2014 Board of Directors and Membership meetings respectively. The membership will elect the Board of Directors and the elected Directors will elect the Officers.


Members are encouraged to submit names of persons they would like to have serve as an Officer or Director and who you feel would be an asset to the Society. You may send your suggestions to ADS2014NomCom@americandrivingsociety.org. Please be sure to include a brief note telling us which position you would like to see your candidate serve and why, and the candidate's e-mail address and phone number. Your submissions will be reviewed by all members of the Nominating Committee and the candidates may also be interviewed. Your suggestions should be submitted no later than March 15, 2014. Any information received by the Nominating Committee will be held in strict confidence.

Members may also nominate someone for the Board of Directors from the floor. The member must be present at the 2014 Annual Membership Meeting and must submit written permission from the person whom they will nominate to the Secretary of the Society prior to making the nomination. A candidate for an officer position may be nominated from the floor of the Board of Directors Meeting by an elected Director. The Director must be present and must submit written permission from the person being nominated to place their name in nomination to the Secretary of the Society.

Every attempt will be made to select nominees who have knowledge and expertise necessary to carry out the duties of the position. All nominees must be members in good standing with the ADS. In addition to the Regional Directors, we hope to have a geographical spread so all areas of the country are well represented.

Resources: *Current Roster of Officers & Directors:*
http://www.americandrivingsociety.org/board_of_directors.asp

Description of Positions, Nominations and Elections:
http://www.americandrivingsociety.org/meeting_Docs/Policies_Procedures_10209.pdf



Ask the Expert: Building a Dressage Ring at Home

By Boots Wright

Do you have a question about training, equipment, technique or turnout? Submit your question and picture (1 MB) or video clip (1 min or less) to the new Ask the Expert column. We will help you get your question answered and share the answer with the membership!

Email: askexpert@americandrivingsociety.org

Question: "I need to practice dressage at home, but I'm having trouble figuring out how to make my ring exact. Is there a trick to making my 'homemade' dressage ring to spec?"

Driven dressage is all about being precise. In order to gain skill in this area, you need a good ring - either at home or at your favorite training area. The method below is easy to follow and implement right away. You'll need two long (at least 200m) measuring tapes with metric measurements, two screwdrivers, a set of dressage letters and whatever equipment you wish to use along the sides - most people use boards or PVC poles.

Start with a long side. This is either the 80 meter or the 100 meter side. At this point you want to decide which side you are building, either the side which starts with K or the side which starts with M.

If it is a 100m side starting with M the letters are MRBPF (say this to yourself...it sounds like "merbpf", this is what's known as a mnemonic. Pronounced "mnemonic", it is a nonsense word which serves to remind you of something. Or it could be the side which starts with K. This side is KVESH (another mnemonic. Trust me, once you get these mnemonics, you will never forget what the layout of the ring is).

Start with the corner. Stick a screwdriver in the loop of a 100m tape into the ground and run the tape out to the 100m mark. Place M 10m from the screwdriver, R 30m, B 50m, P 70m and F 90m from the screwdriver. You should be 10m from the 100m mark.

Now comes the fun part - making the ring square. Take another 100m tape and secure the end with the same screwdriver which anchors the previous 100m side (still laid out). Run the tape out to 40m, approximately at a 90 degree angle. Place a second screwdriver at the 40m mark. Run the second tape back over to the 30m mark on the first tape. The 90m mark on the second tape should match up with the 30m

mark on the first tape. If it doesn't, adjust the screwdriver at the 40m mark until it does. Those of you with long memories will remember this as the 3-4-5 rule from geometry. It will produce a 90 degree angle every time. Since the short side of the ring is 40m, it simply remains to make the longest side of the right triangle measure 50m. The shortest side will be the 30m side which is the corner screwdriver to R mark on the 100m side you just laid out.

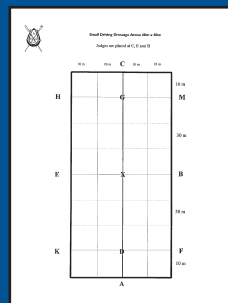
Measure 20m from the corner on the second tape and this will be C (or A...) Now you have one 40m side and one 100m side. From the 40m (corner) mark on the second tape, run a 100m tape (use the 100m tape from the first long side) out to the 100m mark. At the 50m mark, turn to B on the first 100m side to check to make sure you are still at 40m in width. Again the 90m mark should meet up with the 50m (B) on the first long side. Continue on with the 100m tape and when you get to the 100m mark, check you are still at 40m with the other tape.

Mark A (at 20m) on the second short side. From A the letters are K at 10m, V at 30m, E at 50m, S at 70m and H at 90m. Now you have a 100m ring laid out with the letters (from A) K,V,E,S,H,C,M,R,B,P,F.

You can follow the same method to lay out the 80m ring, leaving out the 4 100m letters (R,S,V,P). The 80m ring letters are: A,K,E,H,C,M,B,F. The mnemonic is All King Edward's Horses Can Make Big Fences.

You can place some boards or PVC pipes (or whatever works) to fill in the spaces between the letters. This is the method I use to build my dressage ring. If I am alone, it takes about 2 hours.

Boots Wright is a four time USEF National Champion Pony Four-In-Hand Competitor and ADS "S" level Combined Driving Judge. Boots has also served as Chef d'Equipe for the 2012 US Para Driving Team. When Boots isn't driving her ponies at her home in Ocala Florida, she enjoys helping all levels of enthusiastic carriage drivers.



Click the thumbnail for an electronic copy of the Dressage Diagram.

Don't forget to pick up a copy of the laminated ADS Dressage Test Booklet available at: www.americandrivingsociety.org, click the Online Store tab.

Member Story: Our First Trip to the ADS Annual Members Meeting

An Interview with David and Janet Sieg

David and Janet Sieg attended the ADS Meeting in Aiken. As new members to the ADS and first time attendees, the Sieg's sat down to answer a few questions about their history with horses and how they came to be involved with the ADS. Janet is the primary "horse person" in the family. - MM

Where are you from, and how long have you been involved with horses?

The name of my little farm is Wildflower Miniature Horses, we are located in Ruffin, South Carolina on 35 acres. We relocated here in August of 2012 when we decided to retire in the beautiful and warm climate of South Carolina. We were tired of the snow and ice of Minnesota.

I have always been passionate about horses, even as a child, and bought a grade horse when I was 16. Unfortunately, I had to sell her as marriage, children and family kept me from getting involved with the horses that I have always loved.

Do you have a preferred breed? How many horses do you own?

In 2008 I went to the Minnesota State Fair and for the first time I saw a miniature horse (VSE) at the horse show. I knew that I had to have one because we had country property at that time and I was thrilled to think I would finally have my very own small horse at the age of 57. One horse turned into three because I could not have a lonely horse. Now we have 10 mini's, two Shetlands, one rescue donkey, two big horses, a rescued Paso Fino and recently acquired a Paint horse. All my Miniature Horses are registered with the AMHR and most with the AMHA and the American Shetland Pony Club.

Do you compete with your horses?

The two horses I had at the ADS Annual Members Meeting are champions in AMHR driving. Summer Supreme was a Reserve National Champion and Little Bit of Silver was top ten at the 2011 National show. This year, I have competed at shows in Florida and South Carolina where my horses did quite well. In one show my stud colt was named Champion of Champions in halter and my Shetland Pony also took firsts in driving classes.

How did you get involved with the ADS?

Since moving here from Minnesota I have been looking forward to meeting new friends and I decided to take some driving lessons from Muffy Seaton because I have had no formal training in driving and wanted to do better in the show ring. Muffy informed me that the Aiken Driving Club might be just what I was looking for, so I became a member. The ADS Annual Members Meeting was coming up so I decided to jump in and get to know a few people and participate in the events offered.

What did you learn at the meeting that you can put into practice at home?

It was a fabulous weekend of beautiful carriages, horses, events and dinners. I was so impressed with all the turnouts and it has made me more determined to get my Shetland Ponies trained as a pair and explore CDE's with the Aiken Driving Club. I am excited to learn about safety, and all the ins and outs of driving.

The biggest thing that I took away from the ADS Members Meeting was that I have a lot to learn, but it is such an adventure for me to finally be able to pursue my passion. I am very thankful to my husband of 43 years that he is willing to go along "for the ride", or drive in this case! He has learned that

the small horses may be small but they are still very strong and we enjoy working with them together. We had a great time at this year's event and are already planning to attend in 2014.



Janet Sieg and Summer Supreme at the Carriage Parade in Aiken, SC



David Sieg and Little Bit of Silver at the Carriage Parade in Aiken, SC

Secretary's Report: 2013 Annual Business Meeting

By Ann Davis, Secretary, ADS Board of Directors

The 2013 American Driving Society Annual Membership Meeting was held September 28 in Aiken, South Carolina. Annual member meetings are required by this organization's bylaws. In addition to this legal requirement, the member meeting also gives ADS Directors and members the opportunity to meet each other. Historically, attendance at the members meeting largely comes from the local community where the meeting is being held, and this held true for the Aiken meeting.

Every even year, the most important agenda item is the election of new directors. Since 2013 was an off year, members attending the meeting had greater opportunity to listen to reports and ask questions of the Board, President John Freiburger and Treasurer Bill Lawson, and Executive Director Susie Koos-Acker. Summaries of the reports will be posted along with the minutes of the meeting on the ADS website under the "Minutes & Bylaws" tab.

In additions to officer reports, representatives from ADS committees and working groups formed a panel to report on

their work and to invite questions and input. Representatives included Chair Amanda Horton of the Bylaws and Governance Committee, Representative Pat Cheatham of the Combined Driving Committee, Chair John Freiburger of the Development Committee, Chair Dana Bright of the Licensed Officials Committee, Chair Jeff Morse of the Pleasure Driving Committee, Chair Mike Arnold of the Rules Committee, Chair Francine Arrington of the Regional Directors Working Group, and Representative Ann Davis from the Publication Group.

If members wish to vote at the Membership Meeting, but are unable to physically attend (mostly due to location), members may appoint a "proxy" by completing a form and submitting to the ADS office prior to the meeting. As an ADS member, it's important to have your voice heard - for more information on the Board of Directors, Regional Directors, Committees and other volunteer opportunities, please see visit www.americandrivingsociety.org

Leslie Berndl Wins First National Singles Championship; Weber wins 10th Four-in-Hand Championship

Andrew Minnick, USEF

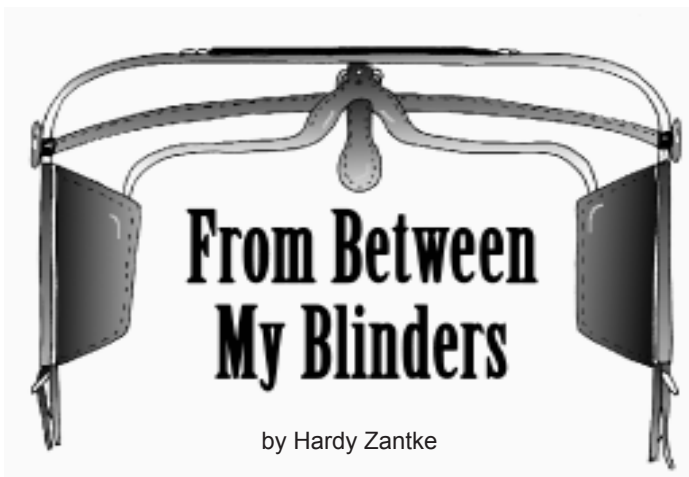
Leslie Berndl held a double digit lead entering the cones phase of the Kentucky Classic CDE Sunday. She and Uminco held onto that advantage and emerged from the rain as USEF National Single Horse Driving Champions. Berndl (Newcastle, California) earned an 11.00, good for third place in the phase, and finished with a 141.53 total score. She was second in the dressage phase, second on the marathon, and the most consistently good single horse competitor over the entire weekend. This is Leslie Berndl's first National Championship. Uminco was driven to a National Single Horse Championship in 2009, also at the Kentucky Classic CDE, by his owner Fritz Grupe.

Finishing first in the cones phases were Donna Crookston (Saltsburg, Pennsylvania) and Cowboy's Black Cadillac. They scored a 3.00 and moved up from third place after the marathon to second place in the end with a final score of 155.29. Second on the cones and third overall were Sara Schmitt (Flemington, New Jersey) and Savannah. Their final score was 160.80

Chester Weber made it an official decade of dominance with his impressive and unprecedented tenth USEF National Four-in-Hand Driving Championship.

Weber (Ocala, Florida) held a sixteen penalty lead heading into Sunday's cones phase. By guiding he and Jane Clark's team of Dutch Warmbloods deftly through the obstacles he emerged from the ring with 9.06 penalties, and his tenth USEF Four-in-Hand National Championship. For Weber it's another feather in the cap of an already very successful season. With his success in Europe over the summer, a 2014 WEG test event win at CAI-Caen, a win at CAIO Saumur, and top three finishes at Beekbergen and Aachen, this landmark national championship makes Weber's 2013 campaign one of the best in recent memory.

Weber finished on a total score of 141.20. Finishing second was Jimmy Fairclough (Newtown, New Jersey) on a score of 173.95.



We planned it on a Saturday afternoon in November, so that I hope we can get as many of you together to watch it. Why not get together with some friends? Perhaps even make it a club event - so that later you can get into pairs also with a friend, pairing up your horses - but still with hopefully some help of a knowledgeable pair driver to get you started safely. Same as with Singles: Green & Green makes Black & Blue - so do get some experienced help, but listen in on the Webinar and you'll probably be better prepared.

In addition to the Webinar, you'll find some more information on www.drivingpairs.com where I have four articles: Pair Driving 101 - 104.

And since I'm new to this, I'm not sure how far we'll get through my material on Nov. 9th, where I think we'll go for about an hour. If we don't make it through, we can do a follow up with the balance probably in early February.

And while we are doing dates: Please remind all your young driving friends to send in their results for our annual ADS Youth Awards - which are due by the end of November. Details are on the ADS website under Award Programs - Youth Championships.

Until next time - Happy and safe Driving
Hardy

ADS Webinar: Driving with Pairs - Twice the Fun!

I am a simple minded low tec guy. That's why I'm into horses and not race cars or airplanes. I can do e-mail and book my flights on the internet, and I can type, but still with only about three fingers. That's the extent of my knowledge. They have worked for a couple of years to talk me into doing a Webinar. Heck, I have no idea how to put stuff like that together. I don't even do PowerPoint, I don't have a camera, I don't do pictures, and my cell phone is so old that it doesn't take pictures either.

But I have finally given in and I've been assured that I'll have help: All I need to do is provide a rough outline, then they would put it together, make any changes to my liking, and then I just need to get on the computer at the given time and talk my way through it. The "they" is mainly my friend Pat Belskie from the Moore County Driving Club in North Carolina, who said I should talk about Pair Driving and sold the idea to our Executive Director, Susie Koos-Acker, who was all for it. So then there were two of them pounding on my back. Pat has done all the work, taken the pictures with help of her driving club, and put it together and I think she has done a great job.

So here I am, now not having any way out anymore, I'll just need to jump and do it and hope that I can find my way through. The date is set for Saturday, November 9th, at 6 pm Eastern Time = 3 pm Pacific. The link is posted at the end of this article and Susie assured me, she would be on the Webinar too to handle the high tec stuff.

I'll talk about some of the details of Pair Driving, which I think is twice the fun - and for many hard to believe, but in my opinion it is also safer than driving a Single - as long as you have some proper knowledge about it - which, however, is no different then with driving Single either. So I'll give you some pointers along the way on what to watch out for as safety of course is our first order of business.

Don't Miss Hardy's Webinar!

Watch as a club, family or with a group of friends. Novice or experienced - watch and get inspired!

Topic: Working with Pairs

Pair driving is twice the fun and can actually be SAFER when done properly. This webinar is ideal for anyone interested in learning to drive a pair.

Date: Saturday, November 9, 5 p.m. CST

To Attend the Webinar:

<https://www2.gotomeeting.com/register/538073546>

ADS Annual Members Meeting

(Continued from page 1)

Aiken – where?

The meeting was held this year in Aiken, South Carolina, an absolute paradise for horse lovers. Ever seen a Ralph Lauren ad in a magazine? That's Aiken. Perfect weather, horses everywhere, sand roads (so the equines can travel better), and all the southern charm a person can imagine. We had the chance to explore historic places like The Willcox Hotel, Green Boundary Club and The Silver Bluff Audubon Sanctuary and were greeted with hospitality at every turn. The Aiken community understands and embraces "horse people", which made the Members Meeting even more fun. I am already making plans to go back and visit my new Aiken friends!

Let me help you with that

It never fails, you drive a long distance to an event or a horse show, and forget something. Or worse yet, something goes wrong with your equipment while at the event. What do you do? While the Members Meeting wasn't a show, it required the same amount of planning and packing. The ADS members stepping up to help one another amazed me. In our case, we were doing double duty – attending and meetings and drives. Members offered to help Susie Koos-Acker, the ADS Executive Director with her three Welsh Ponies when she had to be in two places at once. I also noticed members helping one another with equipment, equines and location questions. As ADS members, this might seem "normal" to you, but as someone from another horse show circuit, believe me – this is remarkable, especially when most of us met at the event.

Time to study

The ADS Members Meeting is unique because it brings together business and pleasure. Attendees experience

important committee meetings and awards banquets – but there are fun elements like clinics with well known driving professionals. In my short time with ADS, I've learned that drivers take their horses training very seriously – and are hungry for knowledge to improve themselves and their equines. Again – this may seem obvious to most ADS members, but this is unique and inspiring. I admit it, there have been times where I've handed the reins to my trainer and said, "fix this". As I watched the clinics (especially the "Second Careers for Horses" series), I found myself wishing that I'd brought my gelding for the demonstration! Attendees of the numerous clinics were eager to network with top-level drivers and ask questions – with the intention of putting the suggestions into action at home.

Leaving with new friends

After spending four days at the ADS Members Meeting, I've had the chance to put faces to names and am pleased to have a new group of "driving" friends. It doesn't matter if you have a mini or draft, compete in driving events or drive for recreation; everyone was on the same level at this event. I'll be co-organizing my first driving event in 2014, and am confident that I can call or email my new friends with questions and ideas. My story isn't unique, I heard countless other comments, "we met at the dinner and then got invited for a carriage ride!" or "this is our first ADS event and the people are so nice and helpful".

As we close the books on another (and my first) successful ADS Annual Members Meeting, we are all reminded of what brings us together – friends, our beloved equines and passion for the sport of driving. Thank you for a great event, and please make plans to attend next years meeting, September 25-28, 2014. Exciting location information coming soon!



Calendar and Omnibus Changes

For a complete up-to-date Calendar and Omnibus, visit www.americandrivingsociety.org

November

- 1: Pictures and articles due for Hours to Drive participants
- 1: Whip/Omnibus mailed to members
- 9: Webinar with Hardy Zantke, www2.gotomeeting.com/register/538073546

December

- 11: Articles due for the February Whip
- 24-25: Office Close for Christmas Holiday
- 31-1: Office Closed for New Years

Classified Ads

Classified ads are accepted for the *Wheelhorse* at a cost of \$1 per word with a \$15 minimum for a one-month insertion in the next available *Wheelhorse* publication. Payment must accompany ad text (checks, Visa, Mastercard accepted).

COMPETITION FEI YELLOW CONES: \$27 each. Orange Marker Balls \$2.70 each. Number Boxes 1-20 Red and White; \$30 each. Letter Boxes A-D Red and White; \$30 each. Complete Dressage Arena with Letters now available. Accept MC/Visa. Phone Gayla Driving Center 1-800-360-5774. (KY)

OMNIBUS CHANGES

View Omnibus Web pages for complete updated information. http://americandrivingsociety.org/06_omnilistings/adsomnibusindex.asp

October 12: *Touchstone Farm Pleasure Show*: Updated format

October 13: [Southern New England Carriage Day](#), Change in TD

October 18-20: [Pine Tree CDE](#), Clarification on interpretation of article 917


October 25-27: [Grass Ridge CDE](#): Extends closing date to Oct 15.

October 25-27: [Nashoba Carriage Classic and ADT](#), Will use full size arena dressage tests

November 2-3: [Windridge Farm HDT](#), adds Combined Test

November 23: [Houston Area Carriage Association ADT](#), Judge change

THE AMERICAN DRIVING SOCIETY
P.O. Box 278
Cross Plains, WI 53528
Phone 608-237-7382
Fax 608-237-6468
e-mail: info@americandrivingsociety.org
www.americandrivingsociety.org
RETURN SERVICE REQUESTED



NON PROFIT
U.S. POSTAGE
PAID
CROSS PLAINS WI
PERMIT NO. 24